

Gaseous emission comparison of a compression–ignition engine fueled with different biodiesels

Ş. Altun · C. Öner

Received: 20 May 2011 / Revised: 28 December 2011 / Accepted: 22 March 2012 / Published online: 14 December 2012
© CEERS, IAU 2012

Abstract In this study, it was performed a comparison of the performance and emissions of two methyl ester fuels: one obtained from animal fat and the other from crude canola oil, in a compression-ignition engine against diesel fuel. The experimental results compared with diesel fuel showed that significant reductions could be obtained by biodiesel derived from animal fat in carbon monoxide and oxides of nitrogen emissions. Carbon dioxide emissions showed a trend of decreasing with the biodiesel fuels. An increase in brake specific fuel consumption was observed for different biodiesel fuels when compared with diesel fuel. It was concluded that animal tallow methyl ester performed better than canola oil methyl ester, whereas slightly higher brake torque is observed with canola oil methyl ester.

Keywords Air pollution · Diesel · Performance

Introduction

The use of oxygenated fuels such as alcohols, vegetable oils and biodiesel is a promising approach to reduce diesel engine emissions which is one of the largest contributors to environmental pollution problems worldwide (Lloyd and

Cackette 2001; Di et al. 2009; Song et al. 2008). However, using alcohol fuels in diesel engines have some limitations, because it has lower viscosity and lubricity, reduced ignitability and cetane number, low energy content, higher volatility and lower miscibility (Lapuerta et al. 2008). Biodiesel is a renewable diesel fuel derived from vegetable oils or animal fats via the chemical process of transesterification, and it is one of the most attractive solutions as an alternative diesel fuel or fuel additive. Biodiesel offers several fuel advantages over petroleum diesel, including improved lubricity, lower toxicity, biodegradability, and no net contribution to the greenhouse effect because it is made from renewable resources (Wyatt et al. 2005). Biodiesel can be blended in any proportion with petroleum diesel fuel, and blended biodiesel, mainly in blends of 20 % (B20) or less, can be used in most conventional diesel engines with little or no modification (Jung et al. 2006). Besides, the wear of various vital parts gets reduced because of additional lubricant properties of biodiesel (Agarwal 2007). For exhaust emissions, in general, many researchers consider that biodiesel, derived from various sources, causes a decrease of unburned hydrocarbon (HC), CO and particulate matter (PM) emissions (Çanakçı 2007; Keskin et al. 2008; Aksoy 2011). However, most of the studies show that biodiesel causes an increase in NO_x emissions, while only a few papers have reported no changes or reduction in NO_x emissions (Lapuerta et al. 2009; Öner and Altun 2009). This may be attributed to differences in fatty acid composition of biodiesel fuels. Because fuel properties of biodiesel are affected by its fatty acid contents, they may cause difference in the characteristics of emissions (Özsezen et al. 2008a), since biodiesel fuels obtained from different feedstocks have different physical and chemical properties (Lin and Li 2009; McCormick et al. 2001; Altun 2011a; Refaat 2009). For

Ş. Altun (✉)
Teknik Eğitim Fakültesi Makine Eğitimi Bölümü,
Batman Üniversitesi, Kültür Mahallesi T.P.A.O Bulvarı,
72100 Batman, Turkey
e-mail: saltun72@yahoo.com

C. Öner
Otomotiv Mühendisliği Bölümü, Teknoloji Fakültesi,
Fırat Üniversitesi, 23119 Elazığ, Turkey



instance, Wu et al. (2009) studied the emissions of five biodiesel fuel with different sources including cottonseed, soybean, rapeseed, palm oil and waste cooking oil methyl ester. It was concluded in study that biodiesels reduce emissions, and reduction largely depends on the fuel. In another study, it was found that unsaturated biodiesels show slightly increased NO_x and PM emissions compared to their saturated biodiesels (Knothe et al. 2006).

In this study, the performance and exhaust emission characteristics of a direct injection diesel engine were experimentally investigated using different biodiesel fuels. Biodiesel fuels used in this study were produced from crude canola oil and inedible animal tallow by transesterification using methanol and an alkaline catalyst. The experimental results were compared with petroleum diesel fuel and with each other.

Materials and methods

Biodiesel production and fuel properties

Fatty acid methyl ester of crude canola oil and inedible animal tallow were prepared by base-catalyzed transesterification with methanol in the presence of NaOH as catalyst. Inedible animal tallow was provided from a local slaughterhouse (Katiboğlu meat production corp., located in Elazığ, Turkey). These inedible fats can be obtained from abdominal parts of slaughtered cattle and sheep during meat preparation process, and they are collected in a caldron and then melted. Afterwards, they are filtered and marketed for soap production. Methanol (purity 99.7 %) was used for transesterification and purchased from a commercial supplier. Sodium hydroxide with purity of 98 % was used as the alkali catalysts in the reaction. Animal tallow methyl ester (ATME) was prepared by base-catalyzed transesterification of inedible animal tallow with methyl alcohol in the presence of NaOH as catalyst. Biodiesel was produced using a methyl alcohol to tallow ratio of 6:1 with sodium hydroxide (NaOH) as catalyst (0.5 % of tallow by weight). The mixture of alcohol and catalyst was added to the melted tallow. Then the mixture of oil-alcohol-catalyst was stirred rigorously throughout 3 h at 60 °C. The mixture was then allowed to cool in room temperature. After the methyl ester and glycerol layers were separated, and the ester was purified by washing with distilled water and drying to room temperature.

Crude canola oil (non-food grade) was purchased from commercial oil supplier, located in Diyarbakır, Turkey. Crude canola oil was transesterified to convert the canola oil methyl ester (COME) using methyl alcohol and a base catalyst (NaOH). The canola oil is preheated in reaction flask to remove the moisture. Sodium methoxide was

prepared by dissolving sodium hydroxide in methanol. An amount of methyl alcohol equal to 20 % of prepared oil was mixed with 0.4 % NaOH, volumetrically. Sodium methoxide added to canola oil at 60 °C and the reaction carried out stirring at reaction temperature of 60 °C for 2 h. After glycerol separation, methyl ester was washed with warm water to remove impurities.

The fatty acid distribution of canola oil methyl ester and inedible tallow methyl ester was obtained from Moser B.R (2008) and Ali et al. (1995), and presented in Table 1. As seen in Table 1, predominant fatty acid of animal tallow methyl ester is oleic acid (48.18 %), palmitic acid (23.76 %) is the next most abundant FA, followed by stearic acid (13.79 %). The fatty acid composition of animal tallow methyl ester are different from canola oil methyl ester in that oleic acid (64.3 %) is the predominant FA, followed by linoleic (20.2 %) and linolenic (7.6 %) acids. According to Table 1, the animal tallow methyl ester's saturated fatty acid amount is 39.34 %, while canola oil methyl ester is 7.7 % saturated. This can be significant when considering the benefits of a fuel with high cetane number on diesel engine combustion process. Because more saturated biodiesels have higher cetane numbers than less saturated esters.

The biodiesels and diesel fuel were characterized by determining their viscosity, density, heating value and cetane number in the Fuel Analysis Laboratory of Department of Automotive Engineering in Cukurova University, Adana, Turkey. The properties of neat biodiesel fuels and petroleum diesel fuel are presented in Table 2. In order to determine the properties of the diesel fuel, the biodiesels and their blends, the following test instruments were used. K40001/K40091 Automatic Kinematic Viscosity System from Koehler Instrument Company, DA-130 Portable Density/Specific Gravity Meter (Resonant Frequency Method) from Kyoto Electronics (KEM),

Table 1 Fatty acids (wt%) of methyl esters from animal tallow and canola oil

Fatty acid	Carbon chain	Canola oil	Animal tallow
Myristic	C14:0	–	1.35
Palmitic	C16:0	4.6	23.76
Stearic	C18:0	2.1	13.79
Arachidic	C20:0	0.7	–
Behenic	C22:0	0.3	–
Palmitoleic	C16:1	0.2	2.6
Oleic	C18:1	64.3	48.18
Linoleic	C18:2	20.2	9.88
Linolenic	C18:3	7.6	–
Saturated fatty acids		7.7	39.34
Unsaturated fatty acids		92.3	60.66



Automated Flash Point Tester model APM-7 (Pensky-Martens Closed Cup) from Tanaka Scientific Limited and IKA WERKE C2000 Basic Calorimeter system, ZX-440 Cetane Number Analyzer (NIR spectrometry) from Zeltex Inc. It can be seen in Table 2 that differences between the fuels mainly lies in two of the properties: cetane number and viscosity. Also, it should be pointed out that more saturated biodiesels have worse cold flow properties, as widely reported in literature (Lapuerta et al. 2009; McCormick et al. 2001).

Engine tests

The performance and exhaust emission tests were conducted on a four-cylinder, four-stroke, naturally aspired, water-cooled and direct injection Mitsubishi canter diesel engine. The basic specifications of test engine are given in Table 3. A schematic diagram of the experimental setup, comprises a hydraulic dynamometer, a fuel tank, gravimetric fuel consumption meter, data acquisition system and an exhaust emissions analysis system, is shown in Fig. 1. A hydraulic dynamometer (Netfren brand) is connected to test engine to provide brake load, which is available for measuring and adjusting the speed and torque of the engine. A magnetic pick-up sensor was used to measure the speed of the engine which was fixed over the gear on the dynamometer shaft. The load on the dynamometer measures using a load cell. Fuel consumption was measured with a gravimetric fuel consumption meter. Several temperature sensors installed in the engine were used to control the engine operation and measure of the temperatures. The lubricating oil and coolant temperatures were measured by thermocouples. The exhaust gas temperature

was measured by K-type thermocouple. The exhaust emissions were measured by an exhaust analyzer (Testo 350-XL), which was calibrated before each test. Parameters of the instrument used for the measurement of the exhaust gases are given in Table 4.

Petroleum diesel fuel was provided from a commercial supplier (Petrol Office Firm, located in Adana, Turkey). The engine was started with petroleum diesel fuel and warmed up for a sufficient time to reach steady state operational conditions for each fuel. The warm up period ends when the cooling water temperature is stabilized. The results evaluated here were obtained at full load conditions with the engine speeds between 1,000 and 2,000 rpm with intervals of 250 rpm. For every fuel change, the fuel tank and lines were cleaned. Before running the engine to a new fuel, it was allowed to run for some time to consume the remaining fuel from the previous experiment. The data were taken after the engine was run with the new fuel for enough time (25–30 min).

Results and discussion

This section discusses the effect of biodiesel fuels produced from different feedstocks on the diesel engine performance and exhaust emissions. Experimental results were plotted against the engine speed and presented on Figs. 2, 3, 4 and 5.

As shown in Fig. 2, when the engine was fueled with different biodiesels, the brake torque was reduced compared with DF. The maximum brake torque (236.5 Nm) at 1,500 rpm was obtained with DF, followed by COME (209.6 Nm) and ATME (207.7 Nm). On average over the speed range at full load condition, the brake torques of COME and ATME decreased by 11.6 and 13 %, respectively, compared with those of DF. Figure 3 illustrates a comparison of the brake specific fuel consumption (BSFC) with engine speed at full load conditions using different biodiesel fuels and diesel fuel. Figure 3 shows that BSFC decreases with the increase in engine speed and becomes minimum (at maximum torque region), and then increases again. At the engine speed of 1,500 rpm, the BSFCs run by COME are increased by 8.7 %. For ATME fuel, the same trend can be seen from the Fig. 3, the increase of BSFC was 6.4 %. On average, BSFCs for COME and ATME are higher by 10.45 and 8.6 % than that of DF, respectively. The heating value of biodiesel fuels from different feedstocks that are about 12 % less than for diesel fuel can be given as a reason for an increase in BSFC. Because of the lower energy content of the biodiesels, the BSFCs increased when compared to DF. Since the heating value of biodiesel fuels per unit mass was lower than DF, the fuel consumption had to be higher to maintain maximum brake

Table 2 The fuel properties of diesel fuel and biodiesel fuels

Properties	Unit	Diesel fuel	COME	ATME
Density (at 15 °C)	kg/m ³	833	881	865
Viscosity (at 40 °C)	mm ² /s	2.95	4.89	5.628
Heating value	MJ/kg	45.65	40.2	39.8
Cetane number	CN	54.63	55.56	59.27

Table 3 The basic specifications of test engine

Engine brand	Mitsubishi canter diesel
Engine type	Naturally aspired, water-cooled
Operating principle	Four stroke, direct injection
Number of cylinder	Inline four cylinders
Bore × Stroke	104 × 115 mm
Fuel injection pump	Mechanically controlled in-line type
Maximum torque	243 Nm at 1,600 rpm



Fig. 1 Schematic diagram of the experimental setup

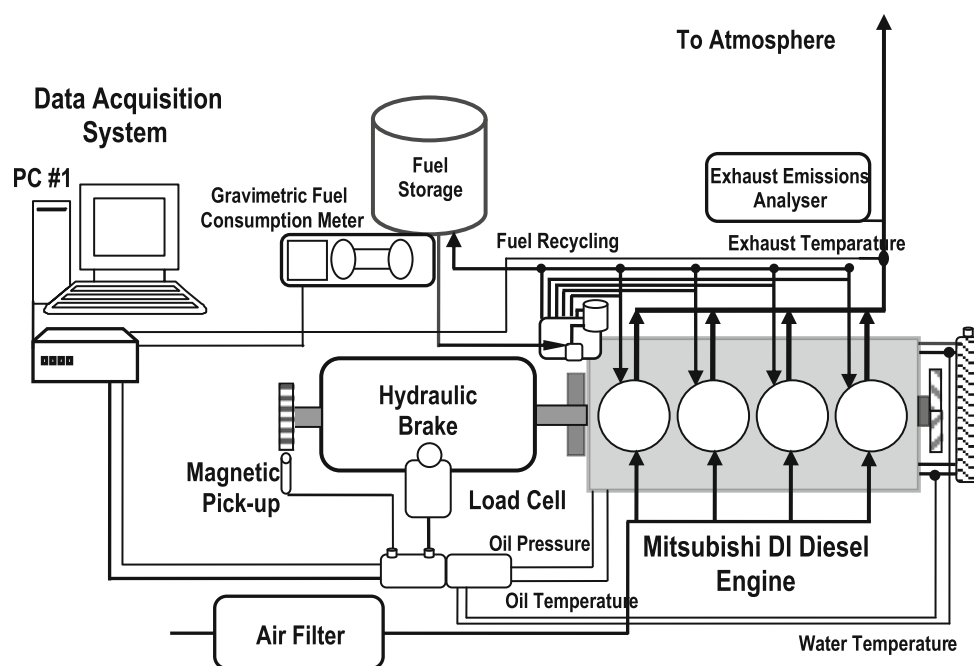


Table 4 Parameters of exhaust gas analyze

Measured components					
Gas analyzer	CO	CO ₂	O ₂	NO ₂	NO
Testo 350 XL					
Limits	0.. + 10000 ppm	0..25 % vol	0.. + 25 % vol	0.. + 500 ppm	0.. + 3000 ppm
Accuracy	±5 %	±0.3 %	±0.8 %	±5 %	±5 %

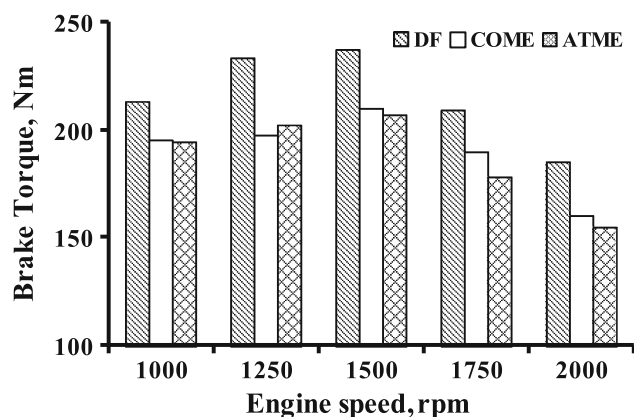


Fig. 2 The variation in the brake torque for different biodiesel fuels

torque at the full load condition. Increased specific fuel consumption when biodiesel fuels are used is reported by Kaplan et al. (2006) and Altun (2011b). However, a comparison between COME and ATME shows that although they have almost the same heating value, COME shows slightly higher BSFC than ATME. The high density of COME can be given as a reason, as shown in Table 2, and

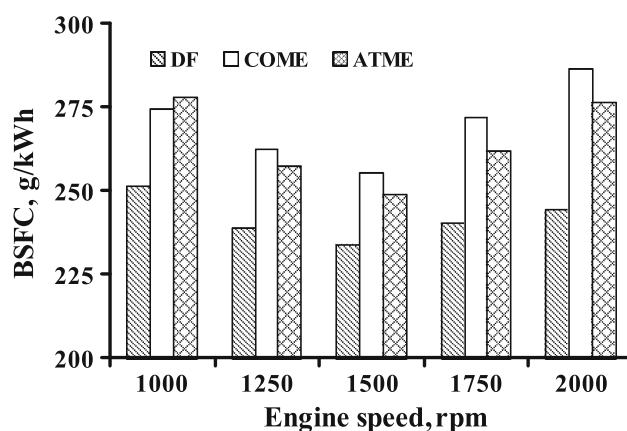


Fig. 3 The variation in BSFC for different biodiesel fuels

hence more mass of COME fuel is injected in the same volume at the same injection pressure.

Figure 4 shows the CO emissions using different biodiesels and petroleum diesel fuel. As shown in the Fig. 4, different biodiesels and petroleum diesel fuel have similar CO emission trend in relation to the engine speed. This shows that the combustion behaviors of fuels tested and in



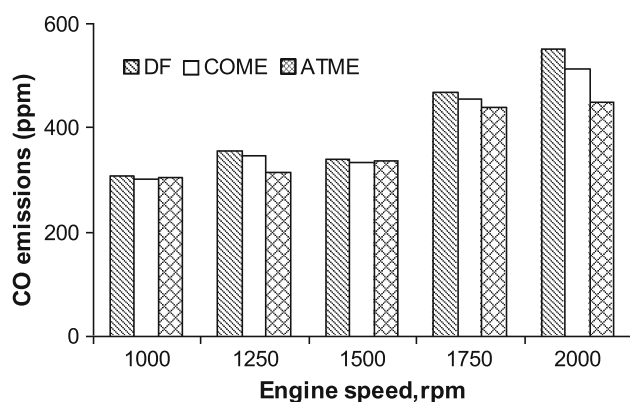


Fig. 4 CO emissions for different biodiesel fuels and diesel fuel against engine speed

this study were similar to each other. The CO emissions are low when the engine runs at the low engine speeds, and CO emissions are high at higher engine speeds. On average, CO emissions of all engine speeds for ATME and COME compared to those of DF decreased. Biodiesel fuels from different sources contain molecular oxygen, the additional oxygen content in the fuel enhances the complete combustion of the fuel, thus reducing CO emissions. In present study, lowest CO emissions were obtained by neat animal fat biodiesel, although biodiesel fuels have almost the same oxygen content. This may be due to shorter ignition delay of neat animal fat biodiesel, owing to its higher cetane number. As a matter of fact, Özsezen et al. (2008b) concluded that shorter ignition delay of biodiesel when compared to diesel fuel caused the extension of the combustion or oxidation timing, and thus, CO emissions are reduced by the combustion of biodiesel. Kim and Choi (2010) also reported that CO emissions were reduced due to the decrease in the ignition delay by the cetane number improver.

Carbon dioxide (CO₂) emissions are primary greenhouse gases, and it is produced when the fuels are complete burned. Figure 5 shows a comparison of the CO₂ emission values obtained for the fuels tested at the full load over the speed range. It can be seen from Fig. 5 that the different biodiesels produced the lower CO₂ emissions than those of diesel fuel. Among the biodiesel fuels, ATME produced higher CO₂ emission than COME. ATME has also produced lower CO emission than COME, as shown in Fig. 4. It is understood that the complete combustion is improved when using ATME compared with COME.

Experimental studies have shown that there is generally an increase in NO_x emissions when using biodiesel in diesel engines. The increase in NO_x emissions by biodiesel has been mostly attributed to oxygen content and advanced injection timing by researchers (Kegl 2007; Tat et al. 2007; Zhang and Boehman 2007). Figure 6 shows the results of

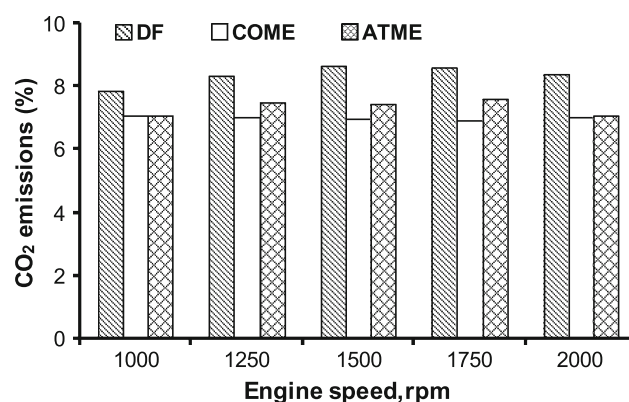


Fig. 5 CO₂ emissions for different biodiesel fuels and diesel fuel against engine speed

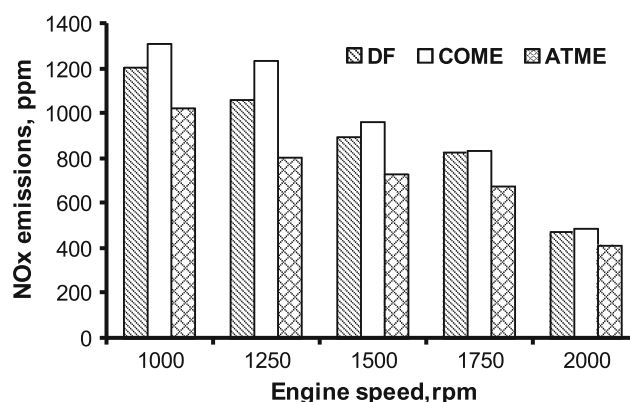


Fig. 6 NO_x emissions for different biodiesel fuels and diesel fuel against engine speed

NO_x emissions from the engine tests fueled with three different fuels (DF, ATME and COME). From Fig. 6, it can be seen that the NO_x emissions of biodiesel from animal fat are mostly lower than those of pure diesel and canola oil biodiesel. The NO_x emissions are higher for COME by 7.3 % and lower for ATME by 18.3 % as compared to diesel fuel, on average. At the speed of 1500 rpm, NO_x emissions are 18.65 % less for ATME; 6.96 % more for COME. The presence of more oxygen in the combustion chamber leads to the more complete combustion, and hence the higher combustion temperature which causes the increasing NO_x formation. On the other hand, higher viscosity and bulk modulus cause advanced injection timing. This causes an increase of pressure and temperature in the cylinder, which leads to higher NO_x emissions (Kegl 2007).

NO_x-decreasing trend when using more saturated biodiesel fuels has been recently reported in other works (Lapuerta et al. 2009; Öner and Altun 2009), as a result of the higher cetane number of the fuel. The fuel having the higher cetane number exhibits shorter ignition delay period



and a less amount of fuel burned in the premixed mode, and hence lower NO_x emissions. This is commonly used to explain the less NO_x emissions when using more saturated biodiesels (McCormick et al. 2001; Myo 2008).

Conclusion

The experimental results in this study can be summarized as follows: The brake torque is decreased with the different biodiesels when compared with diesel fuel. The brake specific fuel consumptions of engine are slightly higher when the engine is fueled with the two biodiesels compared with that of diesel fuel. CO emissions were lower with the biodiesels when compared to diesel fuel emissions. Besides, animal fat biodiesel produced lowest CO emission among the fuels tested. CO₂ emissions showed a trend of decreasing with the biodiesel fuels. NO_x emissions for ATME decreased with respect to those measured for petroleum diesel fuel, and in the case of COME, NO_x emissions remained slightly above those of petroleum diesel fuel.

Acknowledgments The authors wish to acknowledge all who supported and assisted in conduction of this study.

References

- Agarwal AK (2007) Biofuels (alcohols and biodiesel) applications as fuels for internal combustion engines. *Prog Energy Combust Sci* 33(3):233–310
- Aksoy F (2011) The effect of opium poppy oil diesel fuel mixture on engine performance and emissions. *Int J Environ Sci Tech* 8(1):57–62
- Ali Y, Hanna MA, Cuppett SL (1995) Fuel properties of tallow and soybean oil esters. *JAACS* 72:1557–1564
- Altun S (2011a) Fuel properties of biodiesels produced from different feedstocks. *Energy Edu Sci Technol Part A* 26(2):165–174
- Altun Ş (2011b) Performance and exhaust emissions of a DI diesel engine fueled with waste cooking oil and inedible animal tallow methyl esters. *Turkish J Eng Env Sci* 35:107–114
- Çanakçı M (2007) Combustion characteristics of a turbocharged DI compression ignition engine fueled with petroleum diesel fuels and biodiesel. *Bioresource Technol* 98:1167–1175
- Di Y, Cheung CS, Huang Z (2009) Comparison of the effect of biodiesel-diesel and ethanol-diesel on the particulate emissions of a direct injection diesel engine. *Aerosol Sci Tech* 43:455–465
- Jung H, Kittelson DB, Zachariah M (2006) Characteristics of SME biodiesel-fueled diesel particle emissions and the kinetics of oxidation. *Environ Sci Technol* 40:4949–4955
- Kaplan C, Arslan R, Sürmen A (2006) Performance characteristics of sunflower methyl esters as biodiesel. *Energ Source A* 28:751–755
- Kegl B (2007) NO_x and particulate matter (PM) emissions reduction potential by biodiesel usage. *Energ Fuel* 21:3310–3316
- Keskin A, Gürü M, Altıparmak D, Aydın K (2008) Using of cotton oil soapstock biodiesel–diesel fuel blends as an alternative diesel fuel. *Renew Energ* 33:553–557
- Kim H, Choi B (2010) The effect of biodiesel and bioethanol blended diesel fuel on nanoparticles and exhaust emissions from CRDI diesel engine. *Renew Energy* 35:157–163
- Knothe G, Sharp CA, Ryan TW (2006) Exhaust emissions of biodiesel, petrodiesel, neat methyl ester and alkanes in a new technology engine. *Energ Fuel* 20:403–408
- Lapuerta M, Armas O, Herreros JM (2008) Emissions from a diesel–bioethanol blend in an automotive diesel engine. *Fuel* 87:25–31
- Lapuerta M, Rodriguez-Fernandez J, Oliva F, Canoir L (2009) Biodiesel from low-grade animal fats: diesel engine performance and emissions. *Energ Fuel* 23:121–129
- Lin C-Y, Li R-J (2009) Fuel properties of biodiesel produced from the crude fish oil from the soapstock of marine fish. *Fuel Process Technol* 90:130–136
- Lloyd AC, Cackette TA (2001) Diesel engines: environmental impact and control. *J Air Waste Manage Assoc* 51:809–847
- McCormick RL et al (2001) Impact of biodiesel source material and chemical structure on emissions of criteria pollutants from a heavy-duty engine. *Environ Sci Technol* 35(9):1742–1747
- Moser BR (2008) Influence of blending canola, palm, soybean, and sunflower oil methyl esters on fuel properties of Biodiesel. *Energ Fuel* 22:4301–4306
- Myo T (2008) The effect of fatty acid composition on the combustion characteristics of biodiesel, Ph.D thesis, Graduate School of Science and Engineering Kagoshima University, p 171
- Öner C, Altun Ş (2009) Biodiesel production from inedible animal tallow and an experimental investigation of its use as alternative fuel in a direct injection diesel engine. *Appl Energy* 86:2114–2120
- Özsezen AN, Çanakçı M, Sayın C (2008a) Effects of biodiesel from used frying palm oil on the performance, injection, and combustion characteristics of an indirect injection diesel engine. *Energ Fuel* 22:1297–1305
- Özsezen AN, Çanakçı M, Sayın C (2008b) Effects of biodiesel from used frying palm oil on the exhaust emissions of an indirect injection (IDI). *Diesel Engine Energ Fuel* 22:2796–2804
- Refaat AA (2009) Correlation between the chemical structure of biodiesel and its physical properties. *Int J Environ Sci Tech* 6(4):677–694
- Song R, Liu J, Wang L, Liu S (2008) Performance and emissions of a diesel engine fuelled with methanol. *Energ Fuel* 22:2883–2888
- Tat ME, Van Gerpen JH, Wang PS (2007) Fuel property effects on injection timing, ignition Timing, and oxides of nitrogen emissions from biodiesel-fueled engines. *Transactions of the ASABE* 50(4):1123–1128
- Wu F, Wang J, Chen W, Shuai S (2009) A study on emission performance of a diesel engine fueled with five typical methyl ester biodiesels. *Atmos Environ* 43:1481–1485
- Wyatt VT, Hess MA, Dunn RO, Foglia TA, Haas MJ, Marmer WN (2005) Fuel properties and nitrogen oxide emission levels of biodiesel produced from animal fats. *J American Oil Chem Soc* 82(8):585–591
- Zhang Y, Boehman AL (2007) Impact of biodiesel on NO_x emissions in a common rail direct injection diesel engine. *Energ Fuel* 21:2003–2012

